

استثمر في عُمان
Invest OMAN

Sultanate of Oman

سلطنة عُمان


وزارة التجارة والصناعة وترويج الاستثمار

Ministry of Commerce, Industry & Investment Promotion



Manufacturing Sustainable Fish Feed Alternatives





WHY OMAN



100% Ownership



30 Years Tax Exemption



No minimum capital



Long Usufruct agreement



Up to 10 Years Investor Residency



4th globally in quality of life index



Market Access



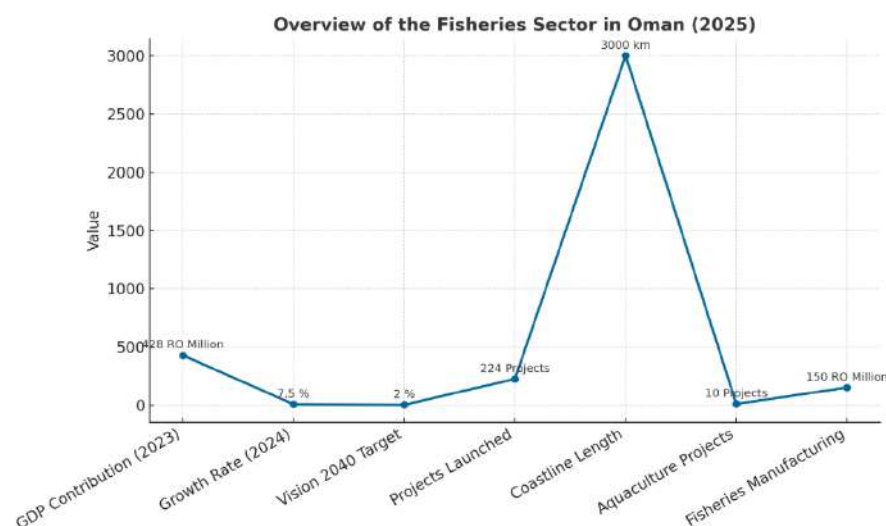
Free Trade Agreements with:
USA, Singapore, South Korea &
European Union

MOODY'S
Baa3
Stable outlook

**STANDARD
& POOR'S**
BBB-
Stable

FitchRatings
BB+
Stable outlook

Fisheries Sector Overview



Overview of the Fisheries in Oman 2025

- From January to September 2024, the sector achieved 7.5% growth compared to the same period in 2023. At constant prices, it generated RO274.4 million (~1% of GDP)
- At current prices, the contribution reached RO294 million

Key inferences with respect to the sector performance:

In 2025, Oman's Fisheries sector grew steadily, supported by Vision 2040, sustainable technologies, and new investments.

Market Attractiveness

Global Market +11.5%

CAGR (2025-2034) in the sustainable fish manufacturing

\$7 billion

Net global fish feeds production market size value in 2024

Active governments in the market of sustainable fish feed alternatives



Key market players in the market of sustainable fish feed alternatives



Overview Opportunity

Description

Producing high-quality fish feed using alternative protein sources such as algae and insect larvae presents a groundbreaking investment opportunity in sustainable fish feeds.

Rationale

A significant portion of fish feed in Oman is imported, exposing the sector to price volatility, supply chain disruptions, and foreign exchange risks. Developing local alternatives helps reduce import dependency and enhances national food security.

Investing in alternative fish feeds presents a strategic opportunity to support Oman's food security, reduce imports, create value from local resources, and contribute to the sustainable development goals of Oman Vision 2040.

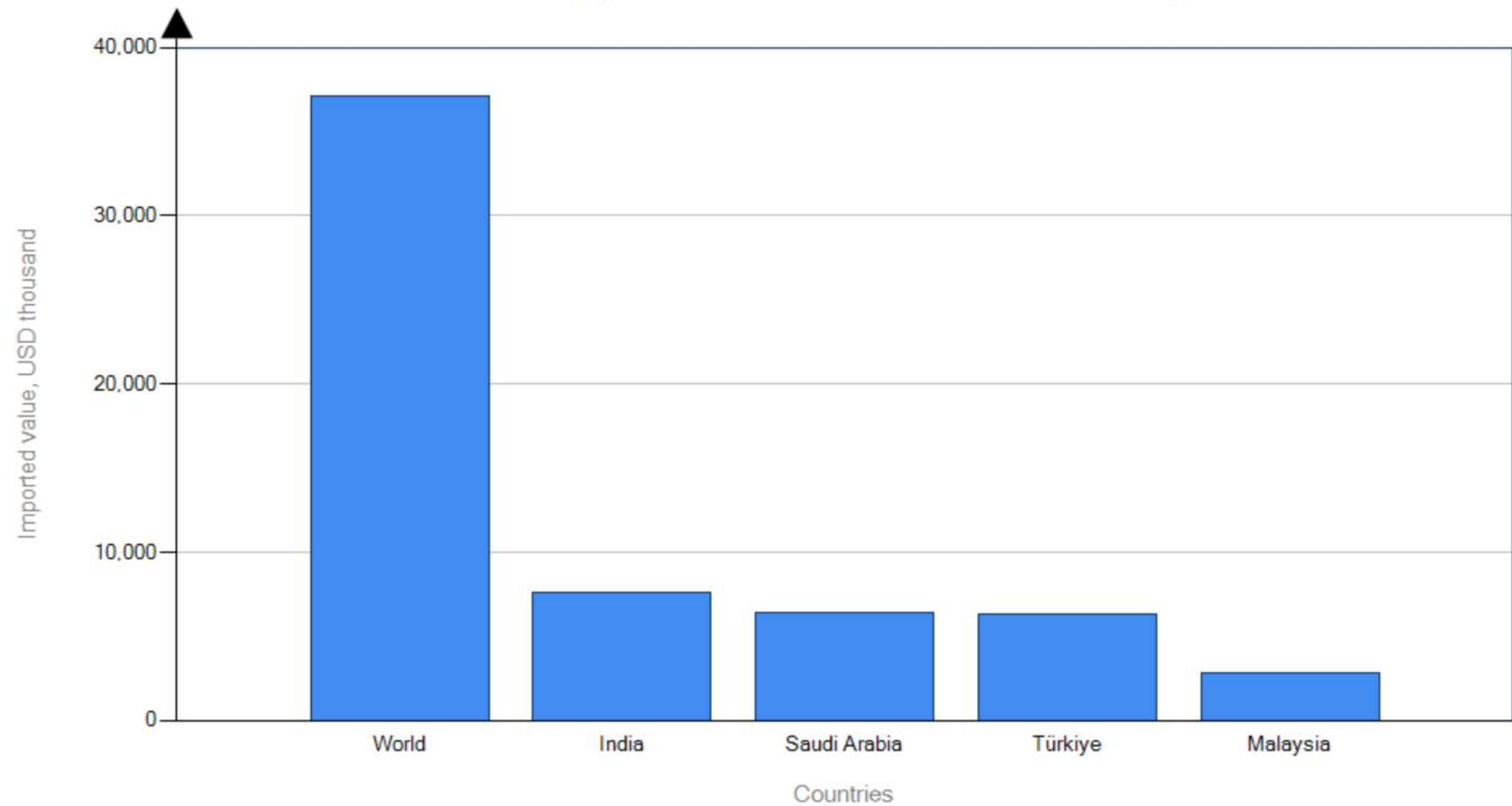


Key indicators

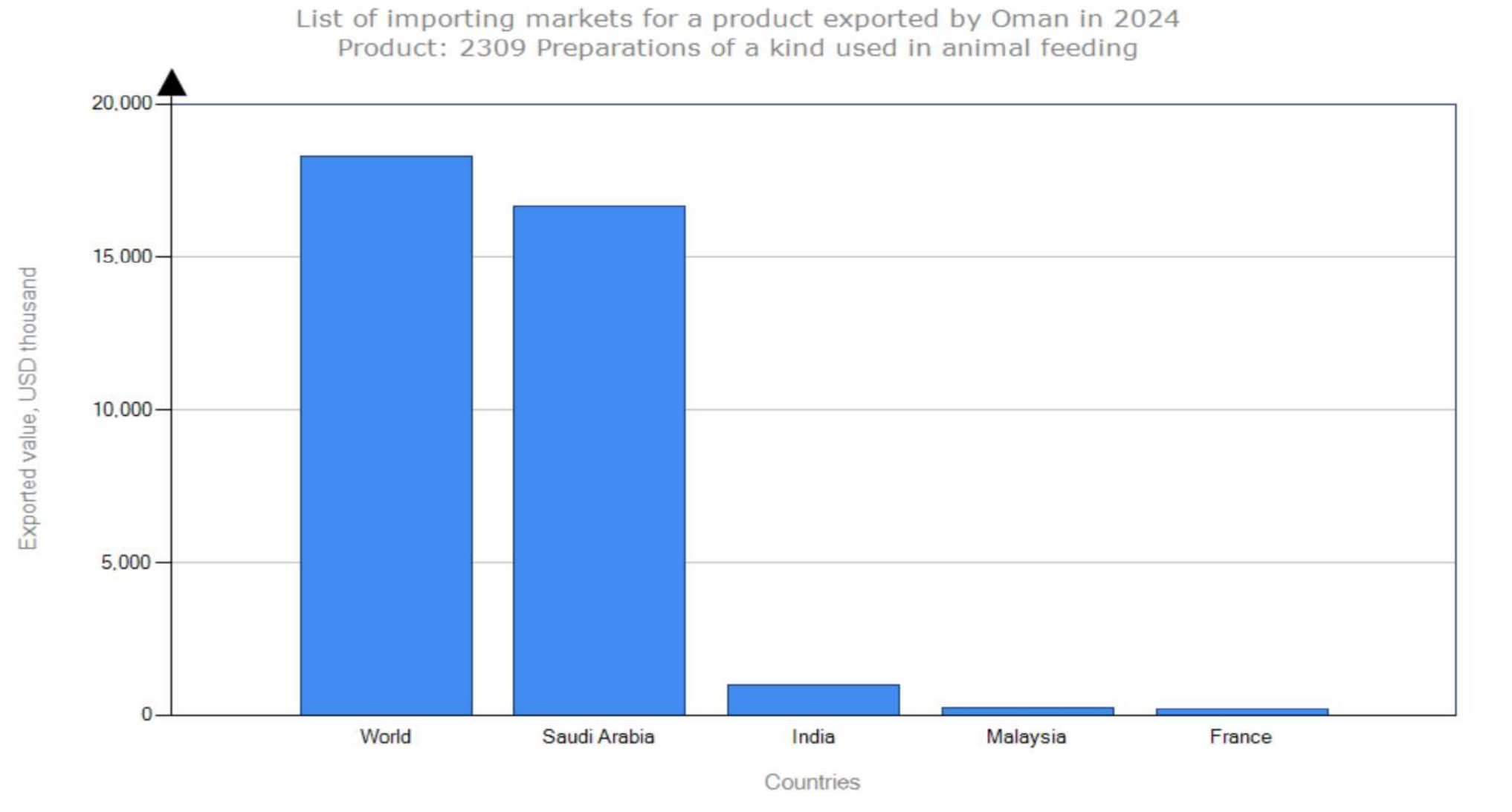
Total Investment Value	3.8 million OMR
IRR	%28
Project Capacity	30,000 tons annually
Land Availability	10,000 SQM

Demand Analysis

List of supplying markets for a product imported by Oman in 2024
Product: 2309 Preparations of a kind used in animal feeding



Demand Analysis



Stakeholder's interaction and incentives

Sultanate of Oman سلطنة عُمان
وزارة التجارة والصناعة وترويج الاستثمار
Ministry of Commerce, Industry & Investment Promotion



سلطنة عمان
وزارة الثروة الزراعية
والسمكية وموارد المياه



مدائن
madayn



Contact Us

+968 8000 0222

Info@investoman.om